

# General Specifications

## XS530 Pressure Measurement Module

**Sushi Sensor**

GS 01W06F01-01EN

### ■ GENERAL

This General Specifications (GS) describes the specifications for Pressure Measurement Module.

The XS530 Pressure Measurement Module has the function of measuring the gauge pressure of gases and liquids in a piping. This product acts as a wireless pressure sensor in combination with "XS110A Wireless Communication Module" and it is suitable for Industrial IoT (IIoT) applications. The electrical power of the XS530 Pressure Measurement Module is supplied through the XS110A.

Monitoring gauge pressure from a remote location reduces operator rounds.

Refer to General Specifications of "XS110A Wireless Communication Module" for details of wireless features.

### ■ FEATURES

#### ● Pressure Sensors for Industrial IoT

In combination with XS110A Wireless Communication Modules, this module acts as battery-powered wireless pressure sensors with an environmental resistance for industrial use. This product designs to realize easy installation for a production site to support direct installation into a piping and wetted material has highly resistant to corrosion.

#### ● Modular Structure

The module structure enables replacing the battery without removing the measurement module from the piping, and it makes smooth maintenance of the sensor.

#### ● Supporting Hazardous Location Installation

The XS530 in combination with XS110A can be installed in Zone 1 areas, such as petrochemical plants, paint plants, steel plants, where flammable gas or vapor may exist.

#### ● Configuration and Status Monitoring Using Smartphone

Using an Android-based smartphone with NFC (Near Field Communication) interface makes configuration and status monitoring of sensors simple and intuitive.



### ■ STANDARD SPECIFICATIONS

#### □ MEASUREMENT RANGE

Pressure:

	Measurement Range	Maximum Pressure
Gauge Pressure*1	-0.1 to 5 MPa*2 (-14.5 to 720 psi)	7.5 MPa (1080 psi)

\*1: Pressure measurement span cannot be changed

\*2: Refer to Fig.1 if the pressure is below atmospheric pressure.

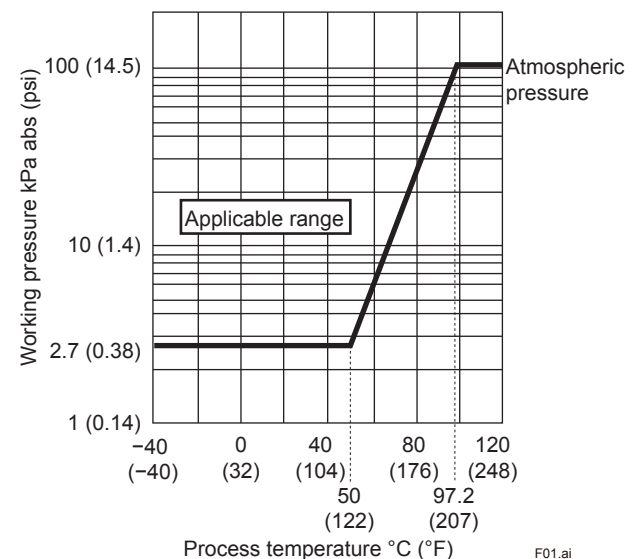


Fig.1 Working Pressure and Process Temperature

Temperature:

-40 to 85°C (-40 to 185°F)

#### □ PERFORMANCE SPECIFICATIONS

Measurement Accuracy:

Pressure\*1:  $\pm 0.25\%$  of Full scale

Temperature:  $\pm 5^\circ\text{C}$  typ.

\*1 Measurement Accuracy will be changed when electromagnetic noise applied.

**Ambient Temperature Effects (Zero Shift):**

± 0.02 (% of Full scale/°C)

**Attitude Error:**

About 300 Pa/90°

Rotation in diaphragm plane has no effect.

**Atmospheric Pressure Fluctuation Error**

0.02 (% of Full scale/1 kPa)

**Temperature Measurement Unit:**

internal sensor of the Pressure Measurement Module

**Update Time:**

1 minute to 3 days

**Battery Characteristics:**

Battery life is 10 years under the following conditions\*

• Ambient temperature: 23 ± 2°C

• Update Time: 1 hour

\* Environmental condition such as vibration may affect the battery life.

☐ **FUNCTIONAL SPECIFICATION****Fluid to be Measured:**

Gas, Liquid

**Zero-point Adjustment:**

Conducted by Sushi Sensor App.

**Diagnostic Function:**

Memory failure, sensor failure, sensor

Measurement value error, input adjustment error

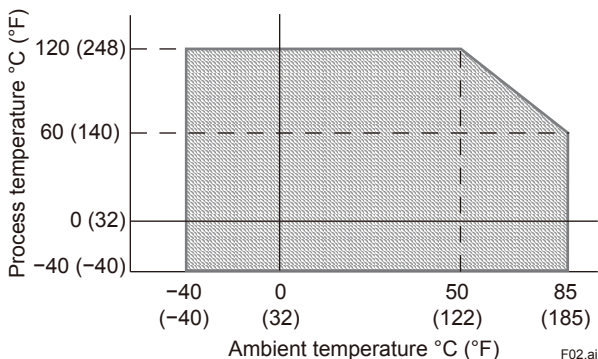
☐ **INSTALLATION ENVIRONMENT****Ambient Temperature Limits:**

Operating: -40 to 85°C (-40 to 185°F)

Storage: -40 to 85°C (-40 to 185°F)

**Process Temperature Limits:**

-40 to 120°C (-40 to 248°F)

**Ambient Humidity Limits:**

0 to 100% RH (non-condensation)

**Temperature Gradient:**

Operating: Within ± 10°C/h

Storage: Within ± 20°C/h

**Altitude:**

[Type Code: 00] Up to 3000 m

[Type Code: K2, S2, P1]

80 to 110 kPa (Up to 2000 m\*)

\*: Ta : over 10 °C

**Vibration Resistance:**

0.21 mmP-P (10 to 60 Hz),

3 G (60 to 2 kHz)

**Shock Resistance:**

50 G 11 ms

☐ **REGULATORY COMPLIANCE STATEMENTS**

This device satisfies the following standards.

\*: Please confirm that an installation region fulfills an applicable standard. If additional regulatory information and approvals are required, contact a Yokogawa representative.

**CE Conformity:**

RoHS Directive:

EN50581

Other Normative Standards:

Safety: EN61010-1 (Indoor/Outdoor use)

EMC Directive:

EN61326-1 Class A Table 2, EN61326-2-3,

EN55011 Class A

ATEX Intrinsic Safety:

Refer to Table 2.

**Canadian Safety Standards:**

CAN/CSA-C22.2 No.61010-1

CSA-C22.2 No.94.2

IEC 60529

Pollution degree 2

Overvoltage category I

**Degrees of Protection:**

IP66/IP67, Type 4X

Apply when connected to the XS110A.

**KC Marking:**

Trade Name: Yokogawa Electric Corp.

Equipment Name: Pressure Measurement Module

Manufacturer: Yokogawa Electric Corp.

☐ **PHYSICAL SPECIFICATION****Process Connection:**

Refer to "MODEL AND SUFFIX CODES."

**Housing Material:**

Stainless Steel

**Material of Process Connection:**

Diaphragm: Hastelloy C-276\*1

Process Connector: 316L SST\*2

\*1: Hastelloy C-276 or ASTM N 10276  
(equivalent to Hastelloy C -276)

\*2: 316L SST or ASTM grade 316L

**Weight:**

600 g (1.32 lb)

**Mounting:**

Refer to "MODEL AND SUFFIX CODES."

**Table 1 Specification for explosion protected type**

Item	Description	Type
ATEX intrinsic safety	Certificate number: DEKRA 20ATEX0024 X Applicable standards: EN IEC 60079-0:2018, EN 60079-11:2012 Ex marking: Ⓔ II 2 G Ex ib IIC T4 Gb Ambient temperature: -40 to 60°C (-40 to 140°F) Process temperature: -40 to 100°C (-40 to 212°F) Electrical parameters: Connector Ui = 6.88 V, Ii = 1.54 A, Pi = 0.3 W, Ci = 3.9 µF, Li = 0 µH Enclosure: IP66/IP67 in accordance with only EN 60529 when combined with XS110A.	K2
IECEx intrinsic safety	Certificate number: IECEx DEK 19.0027X Applicable standards: IEC 60079-0 Ed. 7.0 (2017), IEC 60079-11 Ed. 6.0 (2011) Ex marking: Ex ib IIC T4 Gb Ambient temperature: -40 to 60°C (-40 to 140°F) Process temperature: -40 to 100°C (-40 to 212°F) Electrical parameters: Connector Ui = 6.88 V, Ii = 1.54 A, Pi = 0.3 W, Ci = 3.9 µF, Li = 0 µH Enclosure: IP66/IP67 in accordance with only IEC 60529 when combined with XS110A.	S2
Korea intrinsic safety	Certificate number: 20-AV4BO-0550X (XS110A+XS530) Applicable standards: Notice of Ministry of Labor 2020-33 Harmonized with IEC 60079-0 Ed.7.0 (2017), IEC 60079-11 Ed.6.0 (2011) Ex marking: Ex ib IIC T4 Ambient temperature: -40 to 60°C Process temperature: -40 to 100°C Enclosure: IP66/IP67 in accordance with only IEC 60529 when combined with XS110A.	P1

## ■ MODEL AND SUFFIX CODES

Model	Suffix Codes	Description
XS530		Pressure Measurement Module
Inter-module communication	-A	Digital communication for XS-series
Area	2	Europe EU868
	3	North America US915
	4	Singapore, Malaysia, Thailand AS923-1
	5	Australia AU915
	6	New Zealand AS923-1
	7	Korea KR920
Type	00	General Purpose*1
	K2	ATEX intrinsic safety*2
	S2	IECEx intrinsic safety*3
	P1	Korea intrinsic safety*4
Range	-E	-0.1 to 5 MPa
Housing material	6	Stainless Steel
Process connection	4	1/2 NPT female
	7	1/2 NPT male
—	A	Always A
Mounting bracket	-J	316 SST 2-inch Horizontal Pipe Mounting
	-K	316 SST 2-inch Vertical Pipe Mounting
	-N	None
—	A	Always A

\*1: Applicable when Area Code is 3.

\*2: Applicable when Area Code is 2 or 4.

\*3: Applicable when Area Code is 4, 5 or 6.

\*4: Applicable when Area Code is 7.

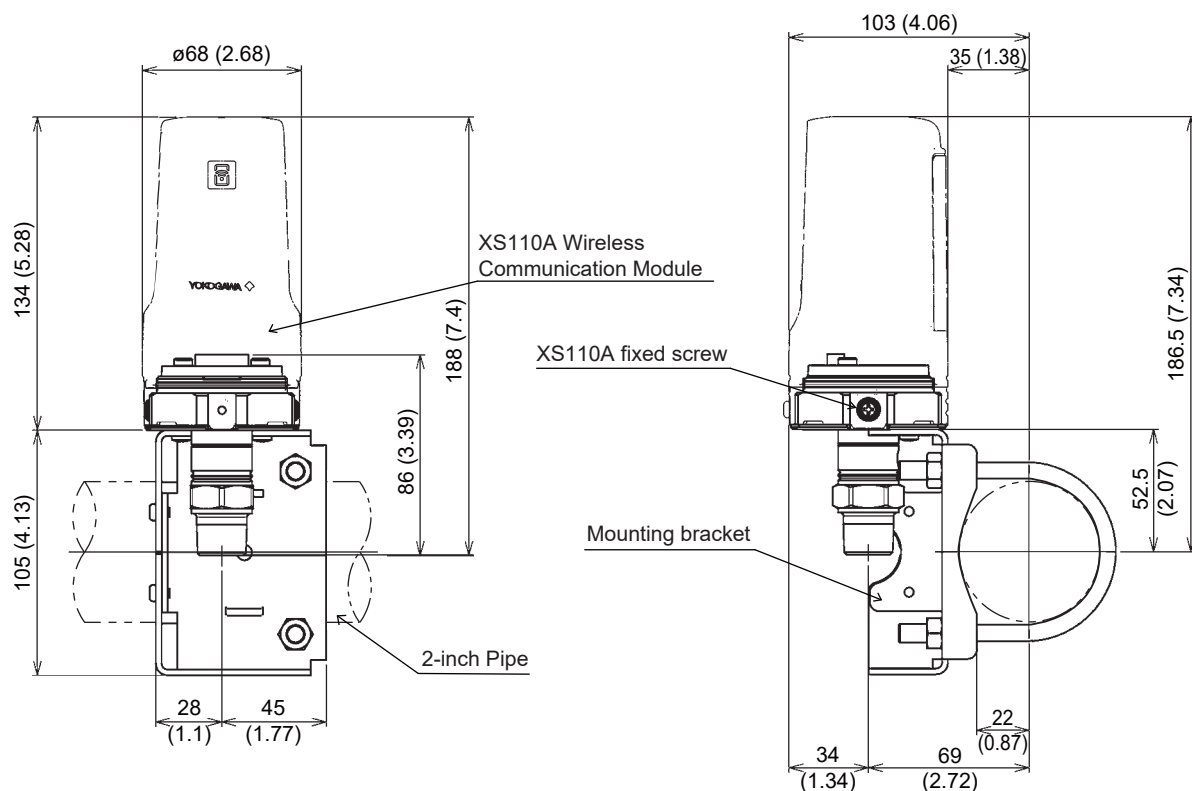
## ■ OPTIONAL ACCESSORIES

Item	Parts Number	Description
Protection Cap	F9097ND	Rubber protection cap*

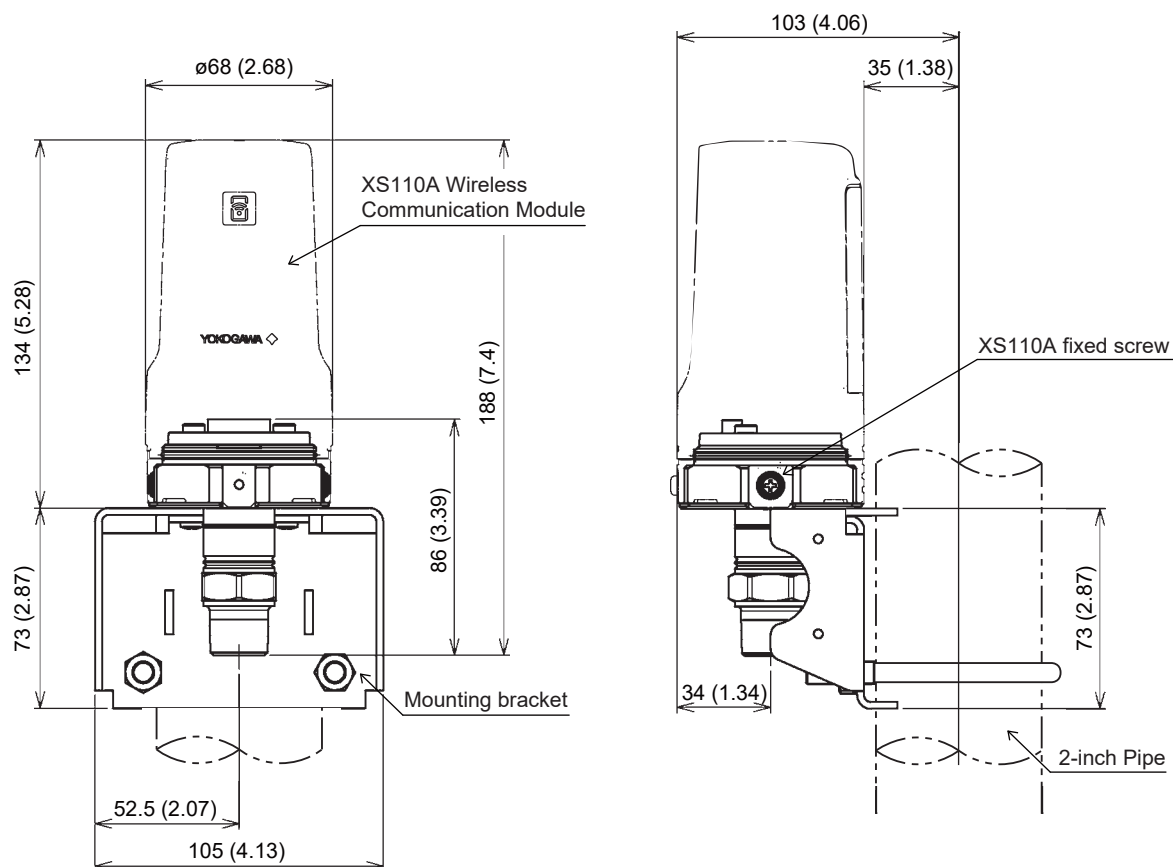
\* The protective cap is used to temporarily protect the connector of the product when the XS110A is removed from XS530 for battery replacement, etc. When the XS110A is removed from the product, waterproof and dustproof performance cannot be guaranteed.

**■ DIMENSIONS****● 2-inch Horizontal Pipe Mounting**

Unit: mm (approx. inch)

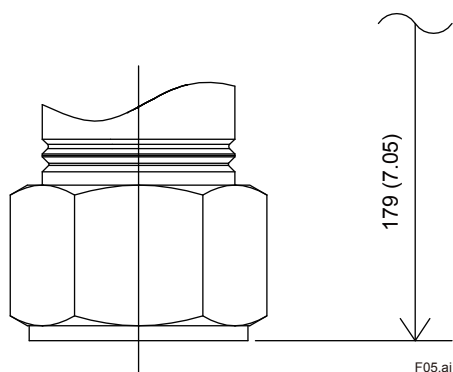


F03.ai

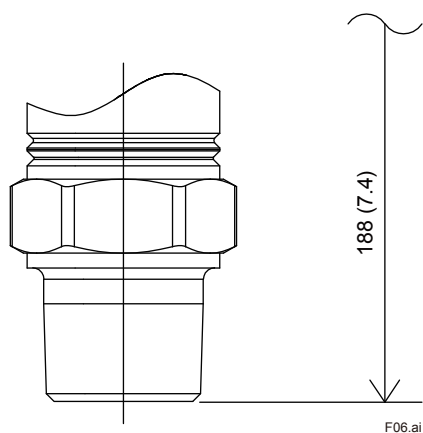
**● 2-inch Vertical Pipe Mounting**

F04.ai

● Process Connections: 1/2 NPT female (Process Connection Code 4)



● Process Connections: 1/2 NPT male (Process Connection Code 7)



<Ordering Information>

1. Model, suffix codes, and option code

<Related Products General Specifications>

XS110A Wireless Communication Module

Refer to GS 01W06D01-01EN

<Trademarks>

- Sushi Sensor is a registered trademark or trademarks of Yokogawa Electric Corporation.
- Other company names and product names used in this material are registered trademarks or trademarks of their respective owners.
- In this document, the trademarks or registered trademarks are not marked with "™" or "®".